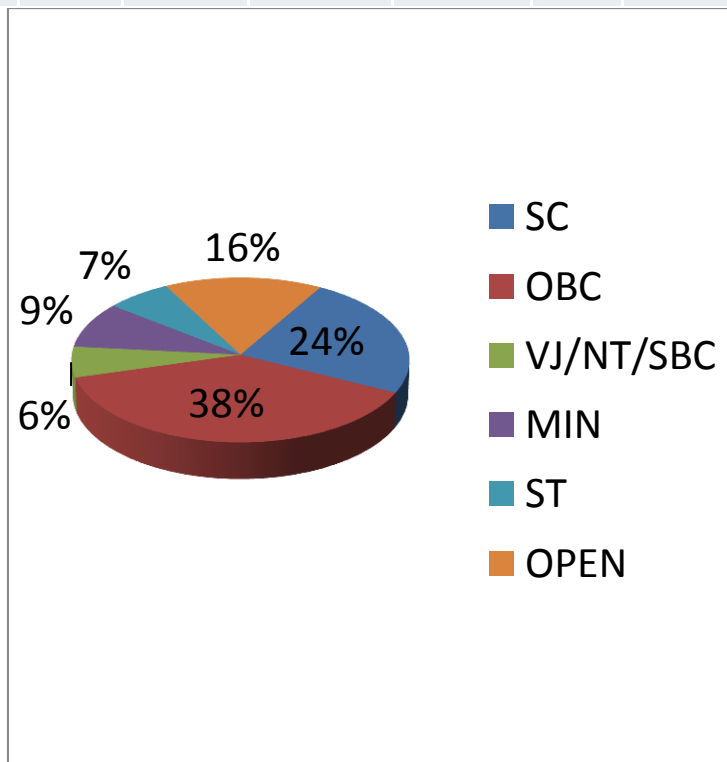


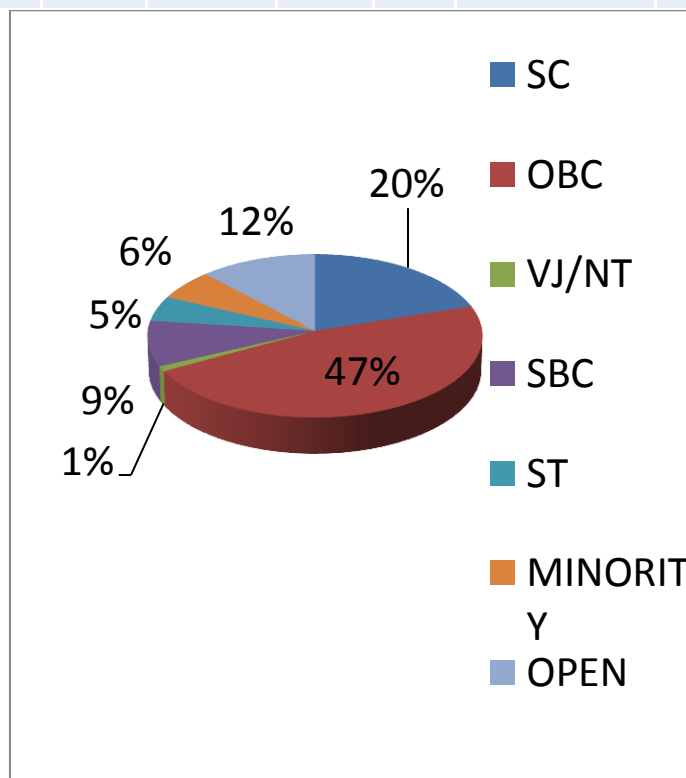
**Category wise Profile of the Admitted  
Students 2017-18 To 2022-23**  
**Category wise Profile of the Students  
2017-18**

Class	SC	OBC	VJ/NT/ SBC	MIN	ST	OPEN	Total
B.Com. I	15	29	04	09	04	13	<b>74</b>
B.Com. II	06	07	02	02	02	03	<b>22</b>
B.Com. III	08	10	01	00	02	04	<b>25</b>
<b>Total</b>	<b>29</b>	<b>46</b>	<b>07</b>	<b>11</b>	<b>08</b>	<b>20</b>	<b>121</b>



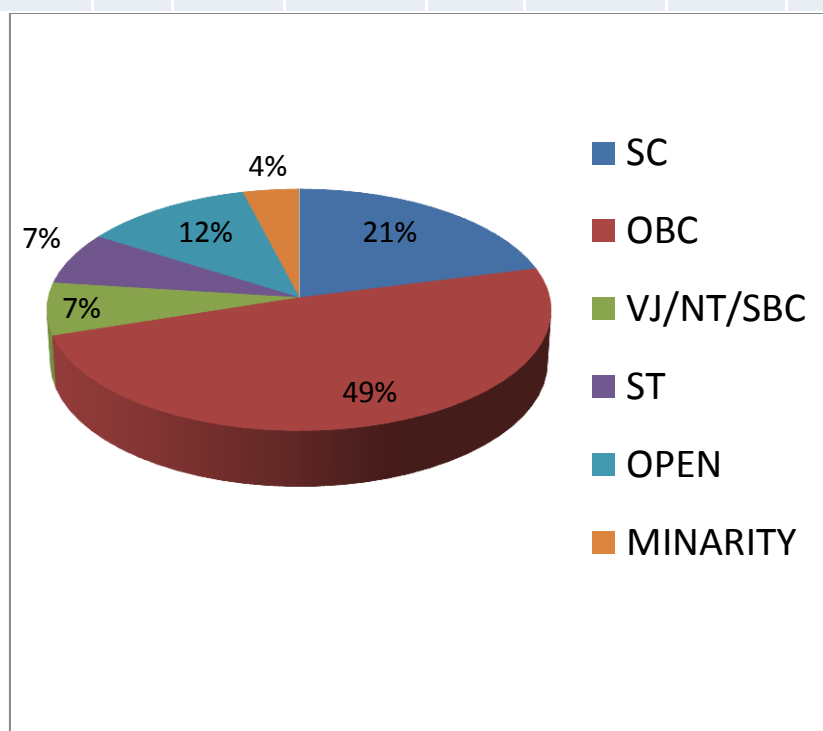
## Category wise Profile of the Students 2018-19

Class	SC	OBC	VJ/NT	SBC	ST	MINORITY	OPEN	Total
B.Com. I	17	35	00	03	04	07	07	<b>73</b>
B.Com. II	03	23	00	03	03	01	08	<b>41</b>
B.Com. III	07	06	02	06	00	01	01	<b>23</b>
<b>Total</b>	<b>27</b>	<b>64</b>	<b>02</b>	<b>12</b>	<b>07</b>	<b>09</b>	<b>16</b>	<b>137</b>



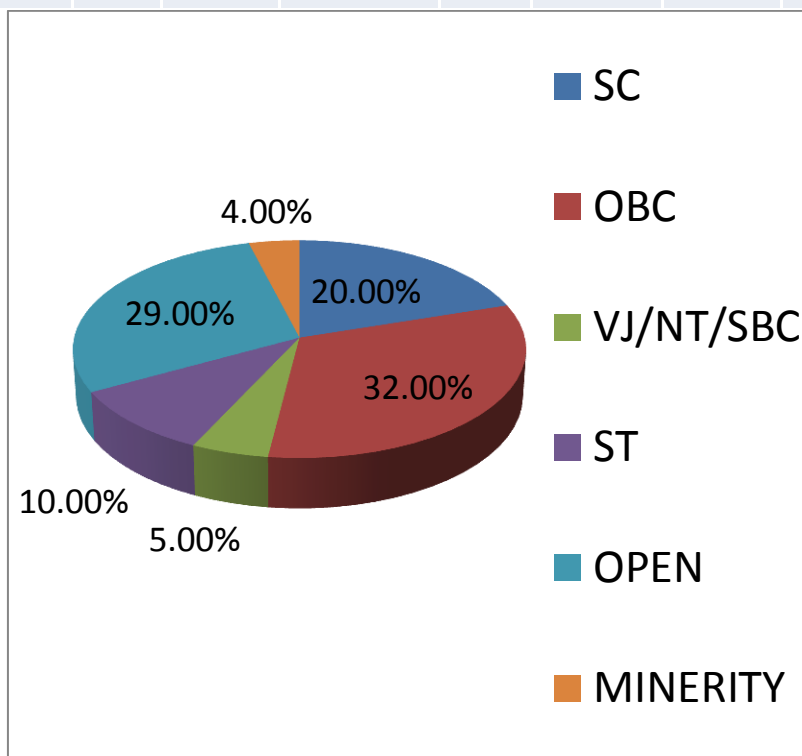
# Category wise Profile of the Students 2019-20

Class	SC	OBC	VJ/NT SBC	ST	OPEN	MIN.	Total
B.Com. I	13	37	02	07	07	01	<b>67</b>
B.Com. II	12	18	05	03	08	03	<b>49</b>
B.Com. III	06	16	03	00	03	02	<b>30</b>
<b>Total</b>	<b>31</b>	<b>71</b>	<b>10</b>	<b>10</b>	<b>18</b>	<b>06</b>	<b>146</b>



# Category wise Profile of the Students 2020-21

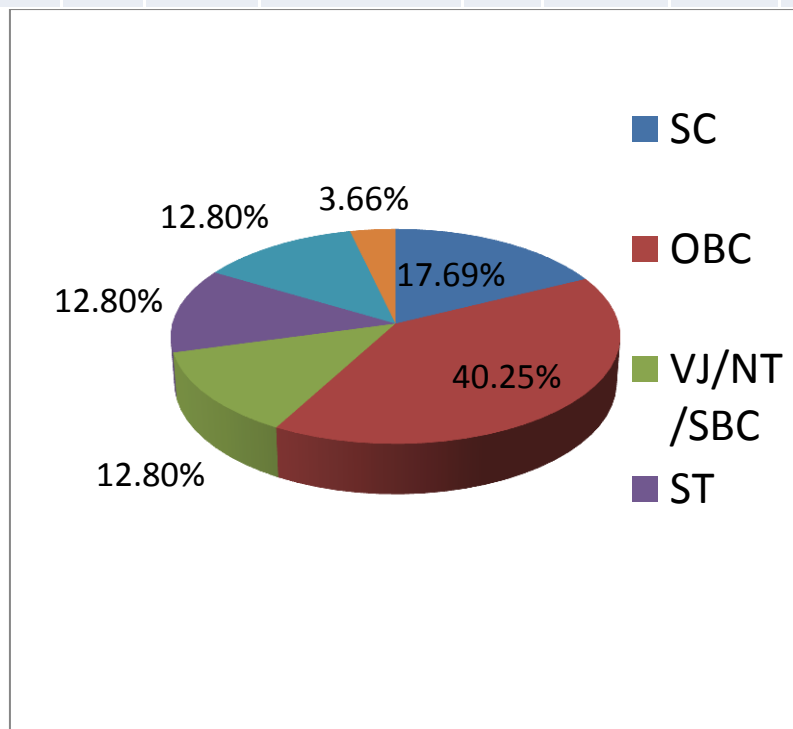
Class	SC	OBC	VJ/NT/ SBC	ST	OPEN	MIN.	Total
B.Com. I	10	11	02	07	15	01	<b>46</b>
B.Com. II	10	21	02	06	14	01	<b>54</b>
B.Com. III	13	20	04	03	17	04	<b>61</b>
<b>Total</b>	<b>33</b>	<b>52</b>	<b>08</b>	<b>16</b>	<b>46</b>	<b>06</b>	<b>161</b>



# Category wise Profile of the Students

## 2021-22

Class	SC	OBC	VJ/NT/SBC	ST	OPEN	Min.	Total
B.Com. I	09	28	14	14	04	02	<b>71</b>
B.Com. II	10	15	03	04	03	02	<b>37</b>
B.Com. III	10	23	04	03	14	02	<b>56</b>
<b>Total</b>	<b>29</b>	<b>66</b>	<b>21</b>	<b>21</b>	<b>21</b>	<b>06</b>	<b>164</b>



# Category wise Profile of the Students

## 2022-23

Class	SC	OBC	VJ/NT/SBC	ST	OPEN	Min.	Total
B.Com. I	12	28	11	08	16	02	<b>77</b>
B.Com. II	14	26	05	03	07	02	<b>57</b>
B.Com. III	14	15	04	05	01	01	<b>40</b>
<b>Total</b>	<b>40</b>	<b>69</b>	<b>20</b>	<b>16</b>	<b>24</b>	<b>05</b>	<b>174</b>

